


•HCX-2SB Series 2.5X2.0X0.65 mm



FEATURES

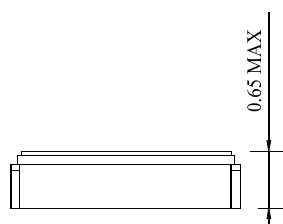
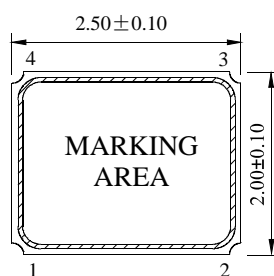
- Very Compact and thin (2.5X2.0X0.65mm max.)
- Frequency range of 12M to 62.5M with Fund
- Mobile phone and Bluetooth application
- Excellent heat resistance and shock resistance.
- Products that are lead-free. These can meet the requirement of re-flow profiling using lead-free solder.

Electrical Specifications

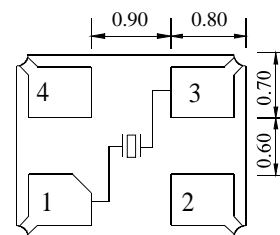
Item	Type	HCX-2SB			
		12 to 15.999MHz	16 to 19.999MHz	20 to 29.999MHz	30 to 62.500MHz
Frequency Range	F0	12 to 15.999MHz	16 to 19.999MHz	20 to 29.999MHz	30 to 62.500MHz
Mode of Vibration		Fundamental			
Load Capacitance	CL	8 to 18pF			
Frequency Tolerance	$\Delta F/F_0$	$\pm 10\text{ppm}, \pm 15\text{ppm}, \pm 30\text{ppm}(\text{At } 25^\circ\text{C})$			
Equivalent Series Resistance	ESR	120 Ω max.	100 Ω max.	80 Ω max.	50 Ω max.
Temperature Stability	TC	$\pm 10\text{ppm}, \pm 15\text{ppm}, \pm 30\text{ppm}(\text{Refer to } 25^\circ\text{C})$			
Operating Temperature Range	T _{OPR}	-20~+70°C, -30~+85°C Option			
Storage Temperature Range	T _{STG}	-55~+125°C			
Shunt Capacitance	C ₀	3pF max.			
Insulator Resistance	IR	500M Ω min. (At 100V _{DC})			
Drive Level	DL	50 μ W (100 μ W max.)			
Aging	Fa	$\pm 2\text{ppm max. (At } 25^\circ\text{C, First year)}$			
Packing Unit		3000pcs/reel			

**Please contact us for inquiries regarding other Specifications

Mechanical Dimensions(mm)



Top View



Recommended Solder Pattern

